


Center for Urological Care
UCI Medical Center

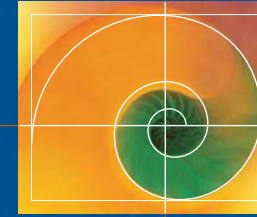


Center for Urological Care
UCI Medical Center

UCI Medical Center
Department of Urology
Building 55, Room 304
Orange, CA 92868

714-456-6782 tel
714-456-5062 fax
www.ucihealth.com/urology





Center for Urological Care UCI Medical Center



Dear Friends,

One of my favorite poems is “The Chambered Nautilus,” by Oliver Wendell Holmes. To me, the nautilus and its nearly perfectly proportioned spirals symbolize the internal harmony of nature. Its lifelong protection, expansion and renewal through the formation of a new shell chamber parallel the work of our talented physicians and staff at the University of California, Irvine’s Department of Urology at the Center for Urological Care at UCI Medical Center.

While our bodies usually reflect nature’s quest for internal harmony, sometimes things go very wrong. When that happens, we are always here to provide Orange County and surrounding communities with the absolute best in modern urological care. Our Center offers the largest number of fellowship-trained physicians of any urology practice in Orange County. We also seek to provide UCI’s medical residents with superb educational experiences, and its physicians with every opportunity to provide the best clinical care and pursue groundbreaking research for new solutions to health challenges. Just as the nautilus shows its cycles of change and improvement, our clinical work, education and research efforts seek to parallel this ever-expanding cycle of excellence.

Minimally invasive techniques, many of which were created by our faculty, have greatly reduced postoperative pain and recovery time. Nearly all kidney and ureter surgery at UCI Medical Center is now performed with techniques that replace large surgical scars with tiny incisions, replace blood loss with minimum impact, and in some cases, replace operating rooms with outpatient procedures at our Center for Urological Care.

Patients visiting our Center are cared for by a caring, interdisciplinary team of nurses, technicians and physicians who perform the latest in testing and outpatient treatments in our newly opened, state-of-the-art center. For more complex procedures, we regularly use advanced surgical technology, such as laparoscopic surgery assisted by the da Vinci robot. We were the first to introduce these techniques to Orange County; now they are becoming the standard for modern surgeons worldwide. We offer services for childhood disorders and birth defects, kidney stones, irritable bladder and incontinence, fertility, female urological issues, and for cancers of the kidney, prostate and other urological organs.

We wish you and your family good health and are ever ready to offer our services to you.

*Ralph V. Clayman, M.D.
Chairman, UCI Department of Urology*

One Patient's Story

Tom Wilson lives in San Diego, works as a senior manager for the Postal Service and enjoys a mountain hike and vacation now and then. He also is alive and doing well because of urological procedures – including minimally invasive surgery at UCI Medical Center – to treat his kidney cancer and stones. After traditional open surgery at another institution to remove a kidney, called radical nephrectomy, he suffered complications that resulted in a blocked intestine. Then in 2005 Tom was diagnosed with a kidney stone, a cyst and a solid mass on his remaining kidney. He sought out care elsewhere so that he could be treated by the best minimally invasive surgeons in the country. His physicians told him to come to UCI's Department of Urology.

Dr. Ralph Clayman performed three minimally invasive procedures to remove the stone and cyst and to cut out the solid mass while leaving healthy kidney tissue intact – all requiring expert laparoscopic surgical skills that saved Tom's single remaining kidney. Today, Tom is a walking testament to the latest advancements to treat these disorders. On his left side is a 14-inch incision, made to remove his cancerous kidney. On his right side are four tiny scars from the procedures at UCI. Tom believes he owes his life to all the surgeries, but credits UCI's surgeons with allowing him to recover faster. He's now working, living, and even providing guidance for his fellow employees who have cancer.



Tom Wilson is working and thriving again after a rapid recovery from kidney operations at UCI.

The Center for Urological Care

A patient's first stop is the Center for Urological Care, in Pavilion III at UCI Medical Center. The 6,500-square-foot, state-of-the-art center provides a one-stop destination for private consultations, necessary laboratory tests and biopsies, as well as procedures that do not require a large operating room. Here, nurses, physicians and technicians handle practically all patients' needs. Nearly all urology faculty practicing at Pavilion III are fellowship trained in their area of expertise, having spent one to two years of additional training beyond residency in order to provide the most proficient and advanced care. Many minimally invasive procedures are performed here on an outpatient basis. In addition, the modern picture archive and communication system allow diagnostic images like CTs and X-rays to be electronically transmitted to every examination room at UCI Medical Center for immediate consultation with other specialists. From its calming lobby to pleasant procedure rooms to leading-edge diagnostics technology including bladder function instrumentation and ultrasound, the Center is designed to blend comfort, convenience and advanced care.

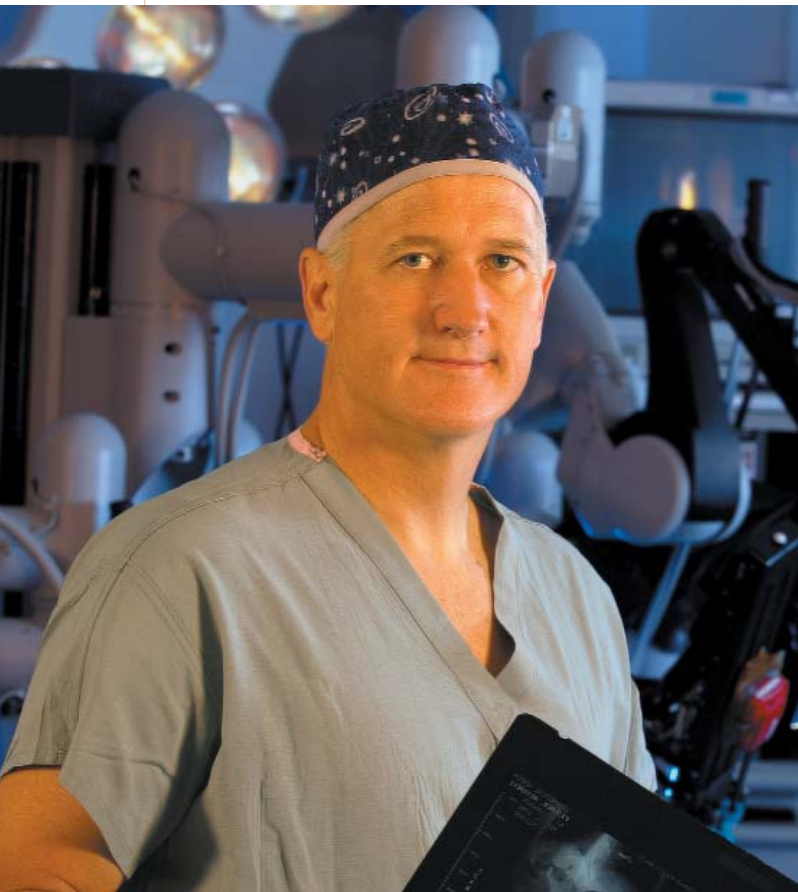


Cancer

Cancers of the prostate gland, kidney, ureter, bladder and testicles together rank among the most common in the United States. To diagnose and treat these cancers, UCI has assembled a multidisciplinary team employing the most advanced techniques in the field. The urology team uses the latest methods that diagnose cancers earlier, and offers minimally invasive robotic, laparoscopic and endoscopic treatments that can halt cancer while preserving normal body function (for example, bladder continence and potency) and avoiding other complications caused by traditional open surgical procedures. UCI Medical Center was the first institution in Southern California to offer minimally invasive, robotic prostatectomy using the da Vinci robot, and is among the leaders nationally in laparoscopic surgery using the Karl Storz OR1 Endoscopy Surgery Center. The department's physicians pioneered the use of laparoscopic surgery for kidney and ureter cancer and have the longest experience in the world with this approach. These techniques provide excellent outcomes while reducing complications, blood loss and healing time.

SERVICES

- *Laparoscopic robotic radical prostatectomy for prostate cancer*
- *Laparoscopic radical and partial nephrectomy for kidney cancer*
- *Needle ablative therapy for kidney cancer*
- *Laparoscopic and robotic cystectomy and diversion for bladder cancer*
- *Laparoscopic retroperitoneal lymph node dissection for testicular cancer*
- *Laparoscopic adrenalectomy for adrenal gland cancer*




Reconstructive Urology

The Center for Reconstructive Urology serves patients locally, nationally and internationally who are referred to UCI for disorders of the external genitalia and male urethra. Urologists who are fellowship trained in the subspecialty are skilled in treating urethral stricture diseases, scarring that obstructs urine flow through the urethra; Peyronie's disease, an abnormal curvature of the penis; and hypospadias, a correctable birth defect of the urethra. UCI urologists are also expert in the placement and revision of penile implants to treat erectile dysfunction.

SERVICES

- *Urethral reconstruction for stricture disease*
- *Hypospadias repair*
- *Correction of penile curvature*
- *Penile prosthesis implantation and revision*



Kidney Disease & Kidney Stones

As anyone who has suffered from the condition knows, kidney stones are extraordinarily painful. UCI's urologists, however, are using advanced techniques – many of which they developed – to quickly and less-painfully remove or disintegrate kidney stones. In fact, the leaders in this field at UCI have not had to perform traditional open kidney stone surgery for more than 15 years. They pioneered the use of a single small incision (about a half-inch) in kidney stone surgery, using specially designed rigid and flexible kidney scopes combined with lasers and ultrasonic probes under endoscopic and X-ray guidance, to remove ureter and kidney stones with a minimum of pain and a short recovery time. Urologists also have extensive experience in using extracorporeal shock wave lithotripsy, focusing the shock waves to break up kidney stones without surgical intervention. UCI has introduced a new apparatus, the Econolith lithotripter, to treat kidney stones in this way. Furthermore, UCI urologists have helped develop the necessary tools (rigid and flexible ureteroscopy) required to access ureteral and kidney stones through the bladder, thereby allowing treatment of smaller stones all along the urinary tract without the need for any incisions whatsoever.

In addition to their pioneering work on kidney stones, surgeons at the Department of Urology were among the first to develop the laparoscopic approach to treating simple kidney cysts as well as cysts in patients with adult polycystic kidney disease. Instead of the traditional 10- to 12-inch incision, surgeons use three or four half-inch incisions to access these painful cysts. More than 80 percent of patients experience relief from chronic kidney pain after treatment.

SERVICES

- *Percutaneous kidney stone surgery*
- *Endoscopic and laparoscopic treatment of ureteral & ureteropelvic junction obstruction*
- *Laparoscopic removal of nonfunctioning kidneys*
- *Laparoscopic surgery for kidney cysts*
- *Ureteroscopy for kidney stones and obstruction*
- *Laser lithotripsy for kidney stones*
- *Extracorporeal shock wave lithotripsy for kidney stones*

Dr. Ralph Clayman, pictured with the daVinci robot, is one of the country's leaders in the field of minimally invasive surgery.



Male Health in Urology

Male urological problems are also treated by an interdisciplinary group of health care professionals at UCI Medical Center. Benign growth of the prostate, a common problem among older men, is treated with the latest minimally invasive technology – the GreenLight™ PVP, or photo-selective vaporization of the prostate. This technique uses a laser light and fiber optics to reduce prostate gland growth, providing dramatic improvement of symptoms and improved urine flow. In addition, our faculty provides expertise in prostate cancer testing and in counseling men with a family history of prostate cancer. Our urologists also are skilled in neurourology, the treatment of urologic problems associated with spinal cord injury and other neurological conditions. For men facing fertility problems, skilled urologists in the Department of Urology provide expertise in microsurgical techniques to treat varicocele, a swelling of testicular veins seen in 40 percent of men diagnosed with fertility problems, as well as to perform vasectomy reversals. Our surgeons also have expertise in the latest techniques for performing “no incision” vasectomies.

SERVICES

- *Minimally invasive therapy for prostatic enlargement with GreenLight laser*
- *Prostate cancer testing/PSA*
- *Treatment of erectile dysfunction*
- *Diagnosis and treatment of fertility issues*
- *Microsurgical techniques for varicocele*
- *Vasectomies/vasectomy reversals*



Female Health in Urology

Problems such as irritable bladder, urinary incontinence and pelvic organ prolapse are increasingly common among older female patients. Other problems, like interstitial cystitis or spinal cord injury that affect bladder control, can arise at any age. To treat these disorders, UCI urologists use a wide range of surgical and nonsurgical techniques, including modern fluoro-video-urodynamic testing, which determines the precise causes of blocked urine flow or leakage. Surgeons also use the da Vinci robotic surgical system to operate in a minimally invasive manner in order to restore weakened pelvic tissue seen in pelvic organ prolapse, a condition in which pelvic organs descend into the vaginal canal. In cases of severe overactive bladder, surgeons have mastered the technique of implanting electronic bladder stimulators to aid in normal function.

SERVICES

- *Treatment of urinary incontinence and overactive bladder*
- *Minimally invasive, robotic-assisted surgery for pelvic organ prolapse*
- *Minimally invasive treatment of pelvic floor disorders*
- *Treatment of bladder disorders associated with spinal cord injury and other neurological conditions*
- *Implantation of electronic bladder stimulator*
- *Treatment of interstitial cystitis*



Pediatric Urology

UCI offers superb care for children with urological disorders, provided by the only fellowship-trained pediatric urologists in Orange County. Working with the Antoci Center for Pediatric Urology and Nephrology, UCI pediatric urologists provide specialized care in the diagnosis and treatment of a number of disorders in children. Using the latest laparoscopic and robotic techniques, surgeons at UCI perform reconstruction of the urinary tract to correct birth defects. This reduces pain and speeds recovery. They are expert in the treatment of such disorders as hypospadias, a birth defect of the urethra; hydrocele, a buildup of fluid around the testicles; and vesicoureteral reflux, a defect in the connection between the bladder and ureter.

SERVICES

- *Laparoscopic orchidopexy for undescended testicles*
- *Minimally invasive endoscopic correction of vesicoureteral reflux*
- *Robotic-assisted correction of obstructed kidneys*
- *Hypospadias repair*
- *Hernia and hydrocele repair*
- *Biofeedback therapy for urinary incontinence*



Research & Training

Dr. Ralph Clayman and his colleagues are world renowned for their expertise as surgeons and researchers in the use of minimally invasive surgery for kidney and other urological diseases. Their research has resulted in more than 500 peer-reviewed papers and book chapters. They also are asked to consult with surgeons worldwide on minimally invasive techniques and are recognized as leaders in providing educational courses on these techniques to other urologists nationwide.

Patients benefit from these research findings with less-invasive surgeries, less blood loss and reduced recovery times. Their findings, which have been adapted to the operating room and bedside, include:

- Expanding the use of laparoscopic minimally invasive surgery for a number of disorders, including kidney removal for benign disease and for cancer, correction of urinary tract obstruction, and application of laparoscopy to various aspects of pediatric urology.
- Discovering a close relationship between urinary incontinence and attention deficit/hyperactivity disorder. These findings could help reverse this urinary disorder with special treatment for children with ADHD.
- Using newly developed technology (often first tested in the UCI urology laboratory) for better endoscopic treatment of patients with kidney and ureteral stones.

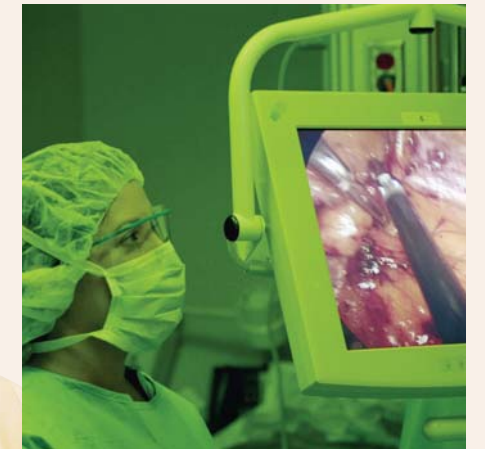


Dr. Clayman, demonstrating a laparoscopic procedure.

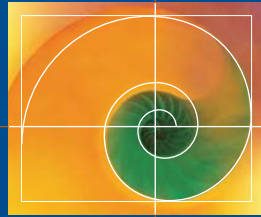


Training in Modern Methods

The UCI Department of Urology also is a leader in the education of physicians in the latest minimally invasive testing and treatment techniques. At the Astellas Center for Urological Education at UCI Medical Center, physicians from around the country learn the latest techniques, including ureteroscopy, percutaneous and laparoscopic kidney surgery, minimally invasive reconstructive surgery and use of the da Vinci robot and Karl Storz OR1 to assist in laparoscopic surgery. The first “mini-residency” program in the country was launched at UCI; it is designed to provide postgraduate urologists with a one-week, in-depth course in a particular aspect of minimally invasive surgery. In addition, the first nationwide multidisciplinary conference on robotic surgery was organized and sponsored through the Department of Urology. Lastly, the department trains its own physician residents in the latest techniques, providing one of the few programs in the country in which all residents receive robotic training and certification.



Surgeons at UCI use the Karl Storz OR1, a high-tech operating suite that incorporates multiple video screens, high-speed computers and ergonomic technology. These advancements promote streamlined procedures, quicker recovery times and lower complication risks.



Center for Urological Care
UCI Medical Center

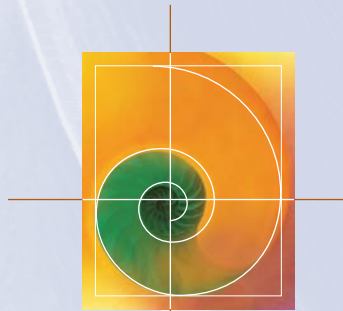
Advancing Urological Care at UCI

The Center for Urological Care at the University of California, Irvine has built a reputation for excellence benefiting its patients, its students, its physicians and the community at large. It did not achieve this distinction on its own.

Community members, patients, physicians, alumni, friends, corporations and foundations encouraged the center's quest for excellence through the generosity of their giving. Future advancements in the patient care, education and research missions of the Center for Urological Care also will depend on philanthropy.

When the university was founded in 1965, 70 percent of its funding came from the state of California. Today, only one quarter of UCI's funding comes from the state.

Never before has private support been so important. You can make a difference! Please return the card attached to this brochure. We also invite you to visit our Web site at <https://ua-web.uadv.uci.edu/egiving/CreditCard.asp> or call 714-456-3768 to learn about the many gift options available through UCI's University Advancement.



Center for Urological Care
UCI Medical Center

UCI Medical Center
Department of Urology
Building 55, Room 304
Orange, CA 92868
714-456-6782 tel
714-456-5062 fax
www.ucihealth.com/urology

I WANT TO HELP ADVANCE
Urological Care at UCI

NAME (please print clearly)

STREET ADDRESS

CITY

STATE

ZIP CODE

TELEPHONE

FAX

E-MAIL

There are many ways to make a gift to the Center for Urological Care at UCI, each with varying tax advantages. You can receive tax benefit information on different types of gifts by speaking with one of our staff (949-824-8384) or visiting the Office of Gift Planning's Web site at <http://advancement.uadv.uci.edu/PlannedGiving/>. For official tax advice, we recommend that you consult your lawyer or professional tax adviser.

PLEASE LET US KNOW OF YOUR GIFT INTEREST:

OUTRIGHT GIFTS

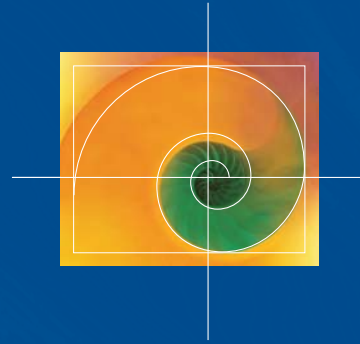
- Cash
- Matching Gifts
- Appreciated Securities

PLANNED GIFTS

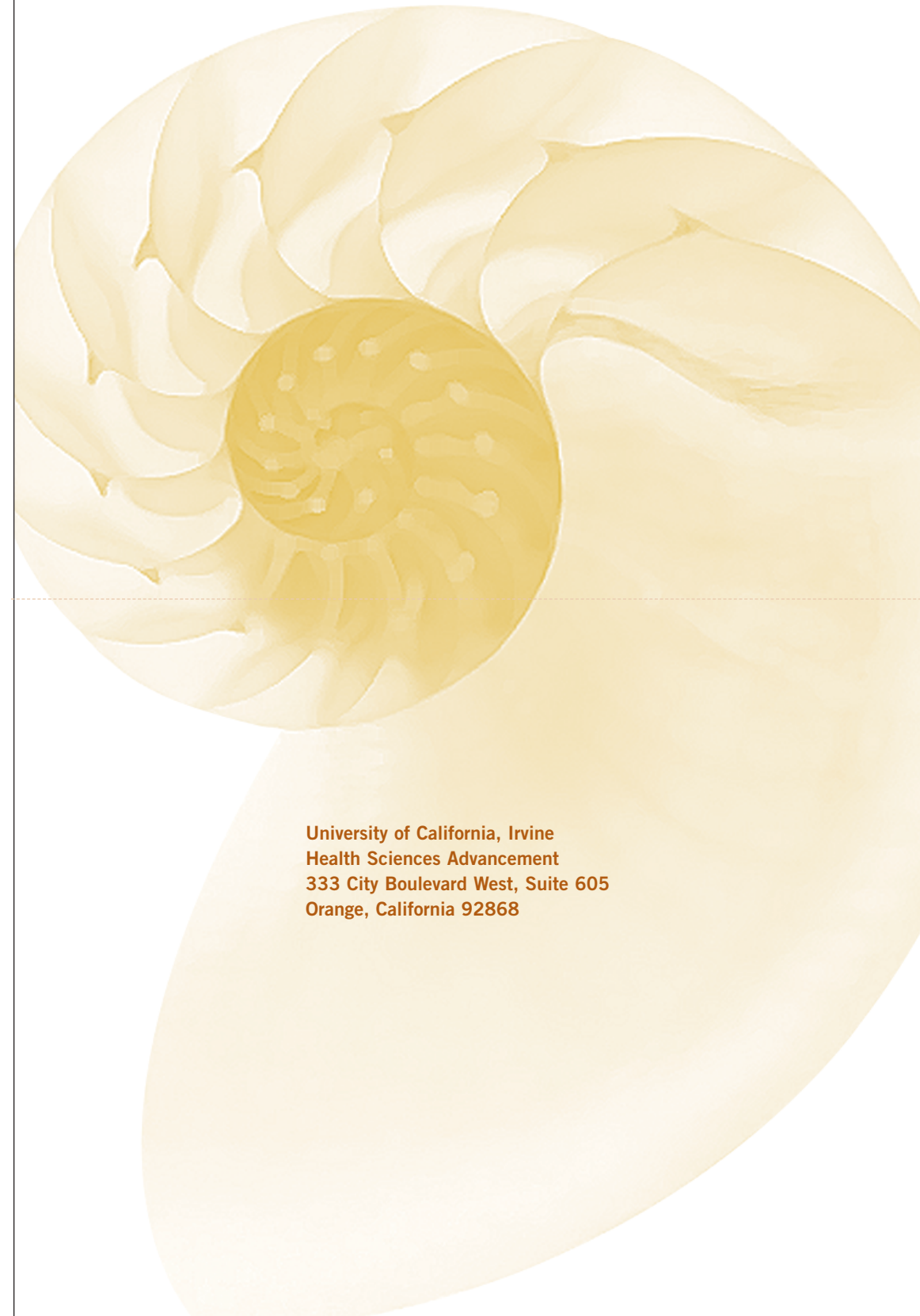
- Bequests
- Real Estate
- Retirement Assets
- Life Insurance
- Charitable Remainder Unitrusts
- Charitable Gift Annuity
- Charitable Bargain Sales

When you make a gift to UCI, you build on a margin of excellence that has helped establish our campus as one of the nation's top-tier universities.

from
THE CHAMBERED NAUTILUS
by
OLIVER WENDELL HOLMES, M.D.



BUILD THEE MORE
STATELY MANSIONS, O MY SOUL,
AS THE SWIFT SEASONS ROLL!
LEAVE THY LOW-VAULTED PAST!
LET EACH NEW TEMPLE,
NOBLER THAN THE LAST,
SHUT THEE FROM HEAVEN
WITH A DOME MORE VAST,
TILL THOU AT LENGTH ART FREE,
LEAVING THINE OUTGROWN SHELL
BY LIFE'S UNRESTING SEA!



University of California, Irvine
Health Sciences Advancement
333 City Boulevard West, Suite 605
Orange, California 92868